

## PREMION

Flat roof tile with high baking factor.

- Especially high quality and durable, thanks to the KERALIS production process
- Especially generous adjustment range of 23 mm per tile
- First class raw materials are used to create 12 colours, with four finish variants
- Vertical interlocks using labyrinth technology prevent rainwater penetration even in the strongest winds
- Also suitable for roof pitches as low as 7°, with a waterproof sub-roof

Note: This model will soon undergo a color change for the NUANCE copper red.

In order to generally ensure the highest possible availability for you in the most important core products, we have decided to forego the production of isolated color and model combinations, at least temporarily. For the PREMION model, the colors NUANCE brown engobed, NUANCE manganese matt, FINESSE brown glazed and FINESSE chestnut glazed are only available on request until further notice.



TECHNICAL DATA

Size (appr.)	280 x 460 mm
Covering width min. approx.	222 mm
Covering width on av. approx.	225 mm
Max. coverage width (approx.)	228 mm
Min. gauge (approx.)	357 mm
Covering length on av. approx.	368 mm
Max. gauge (approx.)	379 mm
Tile requirement min. (approx.)	11.6 pcs/m <sup>2</sup>
Average tile requirement (approx.)	12.1 pcs/m <sup>2</sup>
Brickware max. approx.	12.6 pcs/m <sup>2</sup>
Unit weight (approx.)	3.5 kg/piece
Weight per m <sup>2</sup> (approx.)	42.4 kg/m <sup>2</sup>
Weight per pallet (approx.)	865 kg
Pcs per mini-pack	5 piece
Pcs per pallet	240 piece



APPLICATIONS

ADDITIONAL MEASURES ACCORDING TO CREATON MANUFACTURER'S SPECIFICATIONS	
Standard roof pitch CREATON DE in combination with additional measures according to manufacturer's specifications Standard roof pitch CREATON DE in combination with additional measures according to manufacturer's specifications	14 °
Installation of a trussing sheet/glued sub-roof without nail seals, possible CREATON products: DUO extra, DUO longlife ND extra, DUO longlife PV extra, TRIO extra, TRIO longlife extra, QUATTRO longlife extra	≥ 14 °
Installation of a trussing sheet/glued sub-roof without nail seals, possible CREATON products: DUO longlife ND extra	≥ 12 °
Installation of a trussing sheet/glued sub-roof with nail seals, possible CREATON products: DUO extra, DUO longlife ND extra, DUO longlife PV extra, TRIO extra, TRIO longlife extra, QUATTRO longlife extra	≥ 12 °
Installation as a rainproof sub-roof, possible CREATON products: DUO longlife ND extra, TRIO extra, TRIO longlife extra, QUATTRO longlife extra	≥ 10 °
Installation as a watertight sub-roof, possible CREATON products: QUATTRO longlife extra	≥ 10 °
Installation as a watertight sub-roof welded in a 7° special solution, please observe separate installation guidelines, possible CREATON products: QUATTRO longlife extra	≥ 7 °

TECHNICAL INFORMATIONS

- The technical drawing shown is merely an example.
- According to the Central Association of the German Roofing Trade (ZVDH) rules for verge tiles, the distance between the inner edge of the verge lug and the outer edge of the gable wall or cladding must be at least 1 cm.
- Current national rules and standards apply to the execution of roofing work. These vary from country to country (e.g. ZVDH Rules, Austrian Standards) and must be taken into consideration during execution. As manufacturer's information, CREATON-specific information about the execution of the sub-roof is also applicable and is complementary to these. You can find them in our Roof Planner or at [www.creaton.de](http://www.creaton.de) / [www.creaton.at](http://www.creaton.at).
- All roofs with a roof pitch of 7° - 9° require individual approval from CREATON Applications Technology. CREATON manufacturer's regulations must be complied with during installation.
- Please consider the sample letter for the standard CREATON roof pitches.



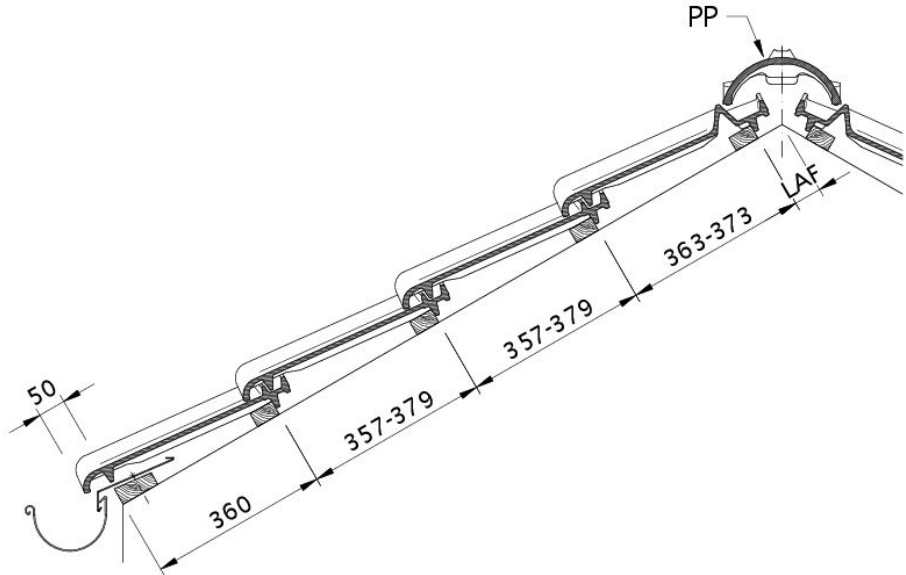
LAF-/FLA-VALUES

LAF-/FLA VALUES IN MM WITH FALZ FOR 30X50-BATTENS												
requirement ridgetile (approx.)	DN	10°	15°	20°	25°	30°	35°	40°	45°	50°	55°	60°
PHP 2.6 pcs/m	LAF	70	70	65	60	60	55	50	40	30	20	
PHP 2.6 pcs/m	FLA	125	125	125	120	110	105	100	95	90	90	
PP 2.5 pcs/m	LAF	80	70	65	60	55	50	45	45	40	35	30
PP 2.5 pcs/m	FLA	100	100	90	80	80	75	70	60	60	45	40

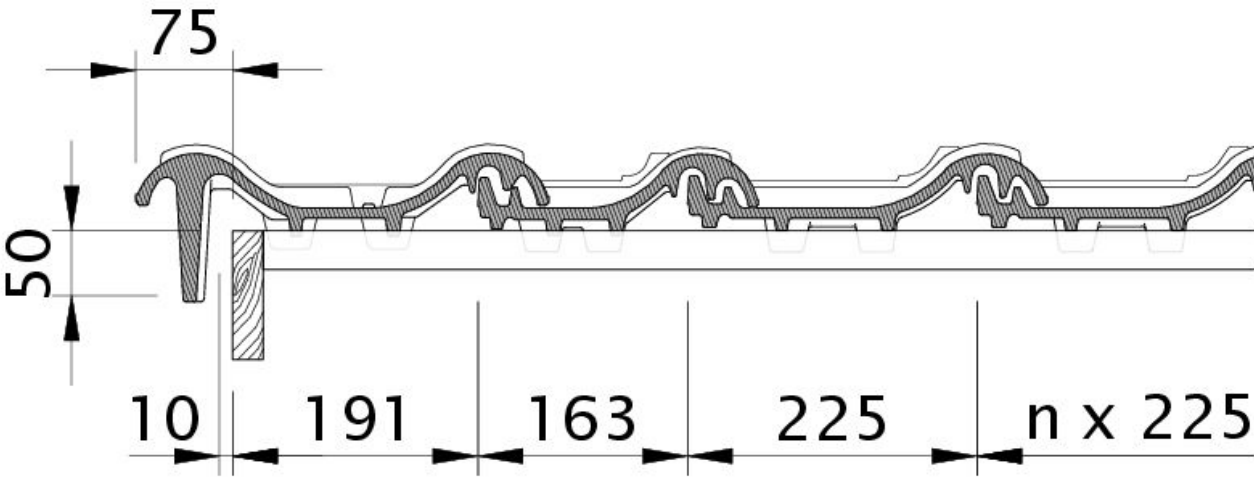
LAF-/FLA VALUES IN MM WITH FALZ FOR 40X60-BATTENS												
requirement ridgetile (approx.)	DN	10°	15°	20°	25°	30°	35°	40°	45°	50°	55°	60°
PHP 2.6 pcs/m	LAF	70	70	65	55	55	50	45	30	15	5	
PHP 2.6 pcs/m	FLA	135	135	135	130	120	115	110	105	100	100	
PP 2.5 pcs/m	LAF	80	70	65	55	50	45	40	35	25	20	15
PP 2.5 pcs/m	FLA	110	110	100	90	90	85	80	70	70	55	50

LAF-/FLA VALUES IN MM WITH FALZ FOR 50X50-BATTENS												
requirement ridgetile (approx.)	DN	10°	15°	20°	25°	30°	35°	40°	45°	50°	55°	
PHP 2.6 pcs/m	LAF	65	65	60	50	50	40	35	20	5		
PHP 2.6 pcs/m	FLA	145	145	145	140	130	130	125	120	120		
PP 2.5 pcs/m	LAF	75	65	60	50	45	35	30	25	15	10	
PP 2.5 pcs/m	FLA	120	120	110	100	100	100	95	85	90	75	



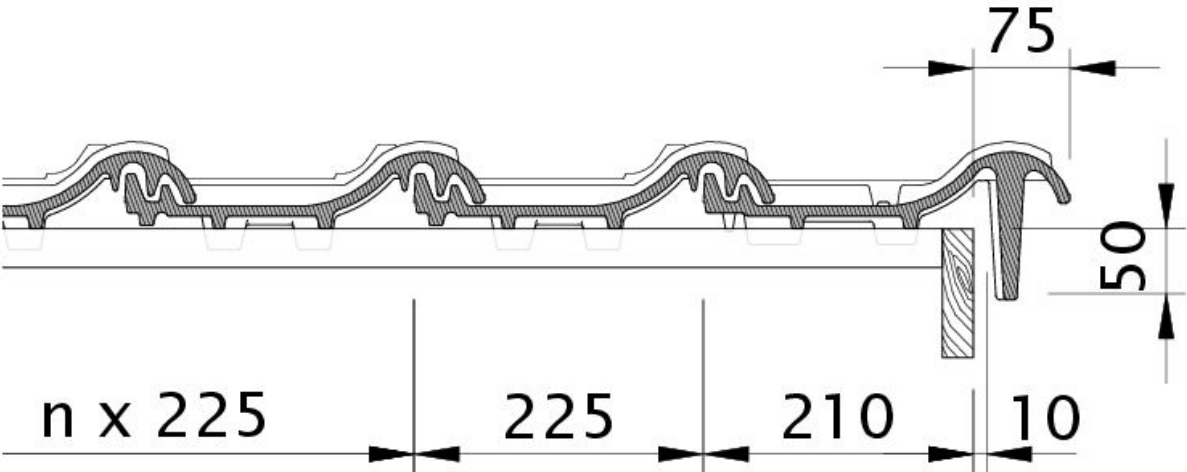


Drawing PREMION roof cross-section DQF

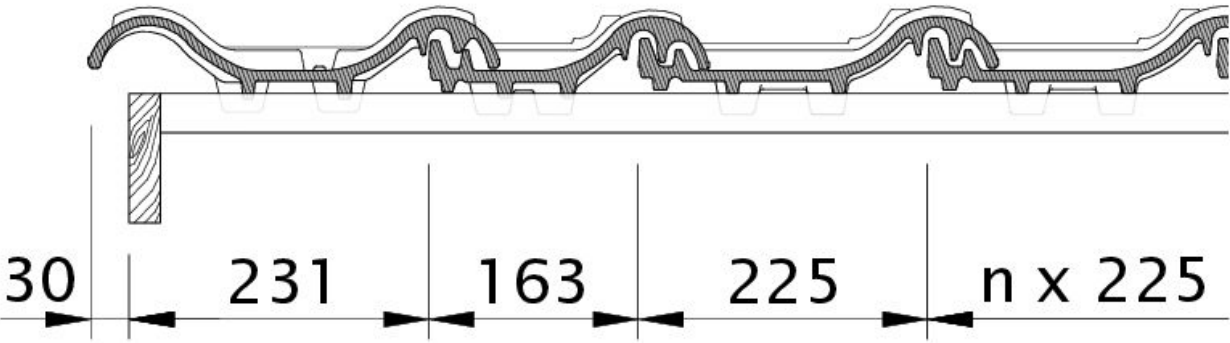


Drawing PREMION verge tile left with barge board OBL



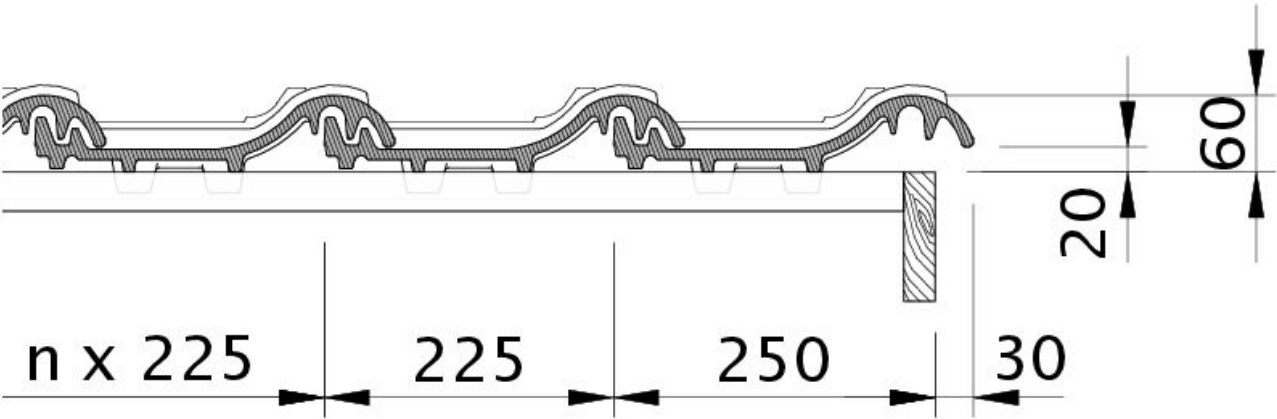


Drawing PREMION verge tile right with barge board OBR

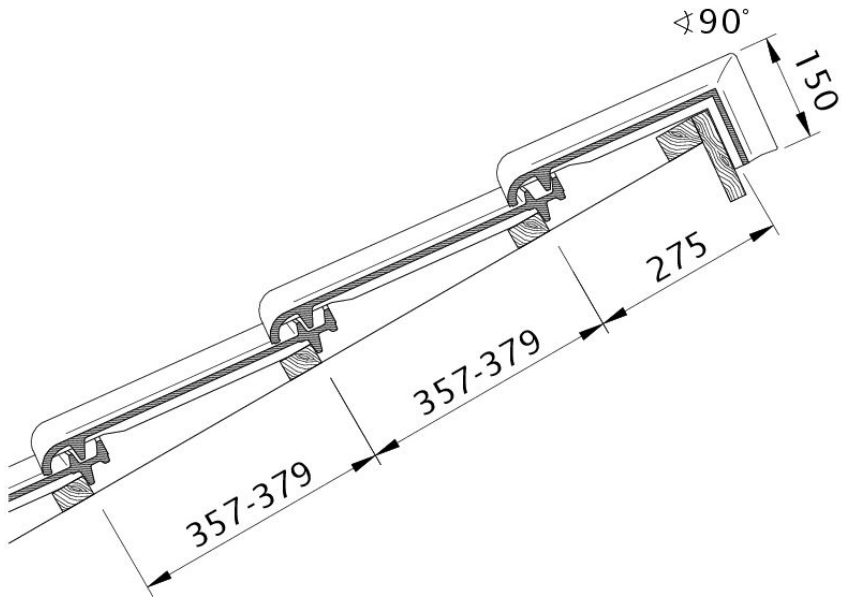


Drawing PREMION verge left with verge sheet metal and double roll ODL



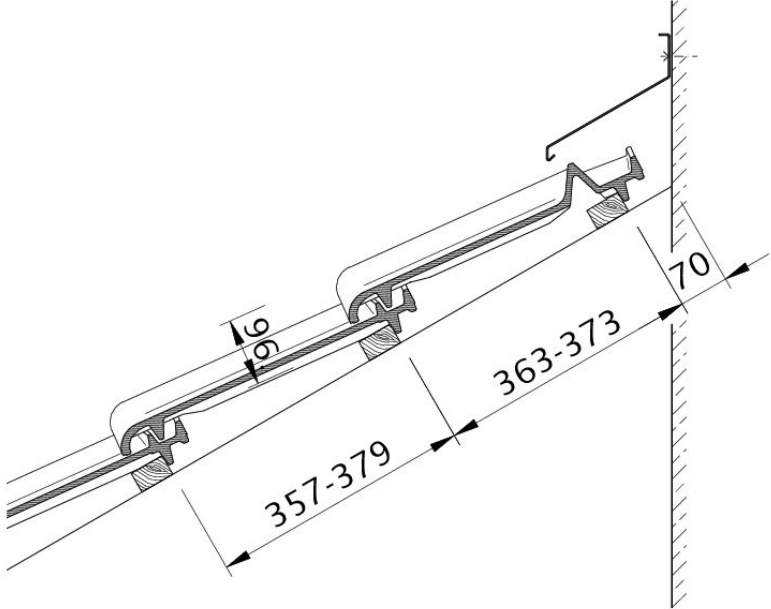


Drawing PREMION verge right with verge sheet metal and field tile OFR



Drawing PREMION shed roof version PDA





Drawing PREMION wall connection (above) with FALZ WMF

