

## MOTIO (L-PROFIL)

Simply pure on it.

- The natural raw material enables a building envelope made from sustainably certified materials
- Wide range of colors and surfaces ideal for designing individual residential properties
- Durable surfaces with low maintenance requirements: weather- and UV-resistant
- Material- and wind suction-tested
- Clay facade acts as an additional fire protection
- Simple installation possible without new installation technology

### TECHNICAL DATA

Size (appr.)	400 x 200 mm
Covering width min. approx.	400 mm
Covering width on av. approx.	400 mm
Max. coverage width (approx.)	400 mm
Min. gauge (approx.)	110 mm
Covering length on av. approx.	130 mm
Max. gauge (approx.)	150 mm
Tile requirement min. (approx.)	16.7 pcs/m <sup>2</sup>
Average tile requirement (approx.)	19.2 pcs/m <sup>2</sup>
Brickware max. approx.	22.7 pcs/m <sup>2</sup>
Unit weight (approx.)	2.45 kg/piece
Weight per m <sup>2</sup> (approx.)	40.9 kg/m <sup>2</sup>



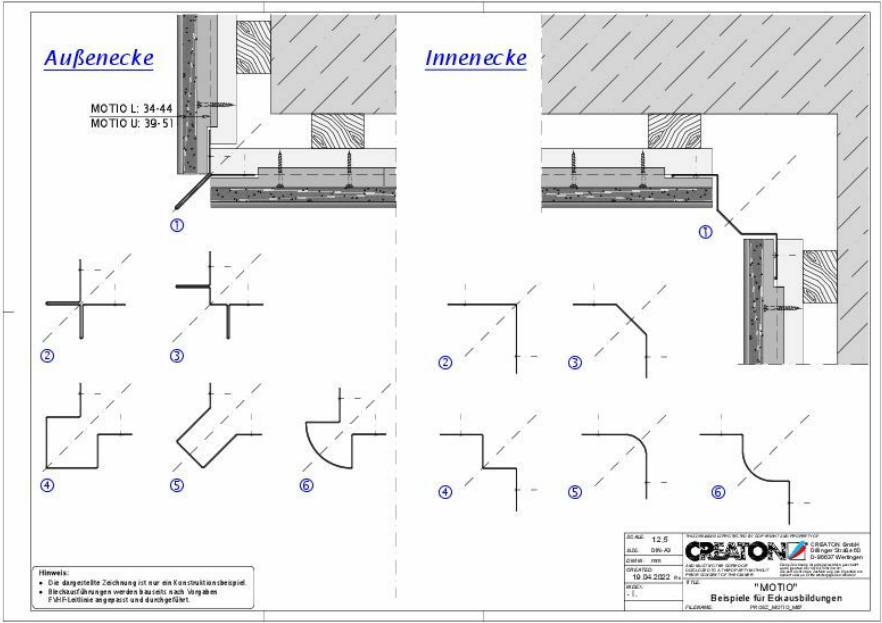
APPLICATIONS

ADDITIONAL MEASURES ACCORDING TO CREATON MANUFACTURER'S SPECIFICATIONS	
Standard roof pitch CREATON DE in combination with additional measures according to manufacturer's specificationsStandard roof pitch CREATON DE in combination with additional measures according to manufacturer's specifications	Fassade °

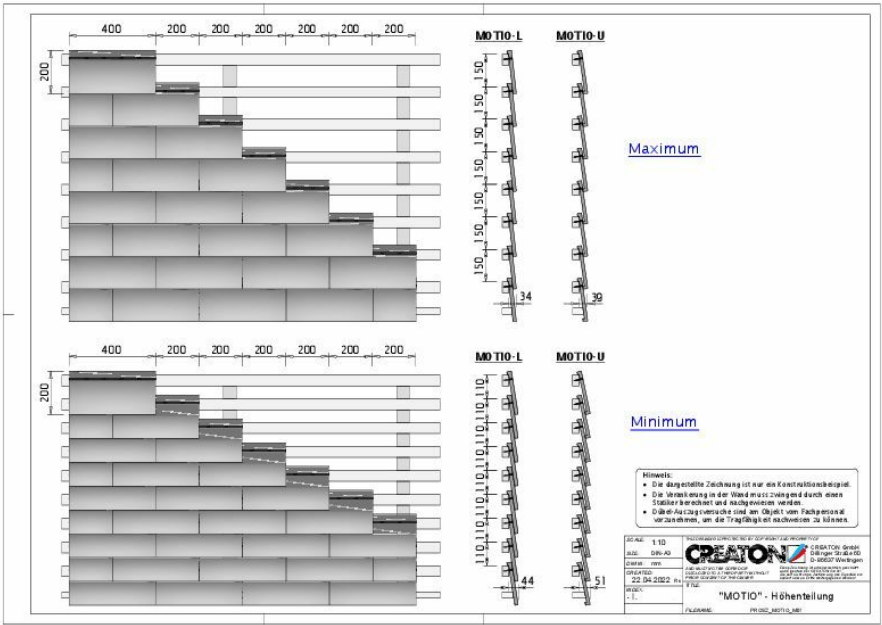
TECHNICAL INFORMATION

- Well combined with our accessories for a secure facade installation: MOTIO installed together with CREATON TRIO longlife extra facade membrane, stainless steel screws with seal and FKB facade adhesive tape.
- Fastening is carried out with at least two CREATON stainless steel screws 4.5 x 50 mm per whole MOTIO tile - including EPDM seal. This ensures a secure hold, even for cut pieces.
- When using the specified fasteners, we can assume a wind load resistance of 4.9 kN per m² surface in accordance with EN 14437. Other fasteners must be dimensioned by the customer.
- CREATON specifies 30 x 50 mm or 40 x 60 mm timber battens of at least grade S10 as the substructure. A thickness of at least 25 mm is required for the counter-batten, which is required for the rear ventilation level. The width of the counter-batten must be selected according to the fasteners on the structure.
- The structural proof of the load-bearing capacity of the construction is the responsibility of the planner and the executor.



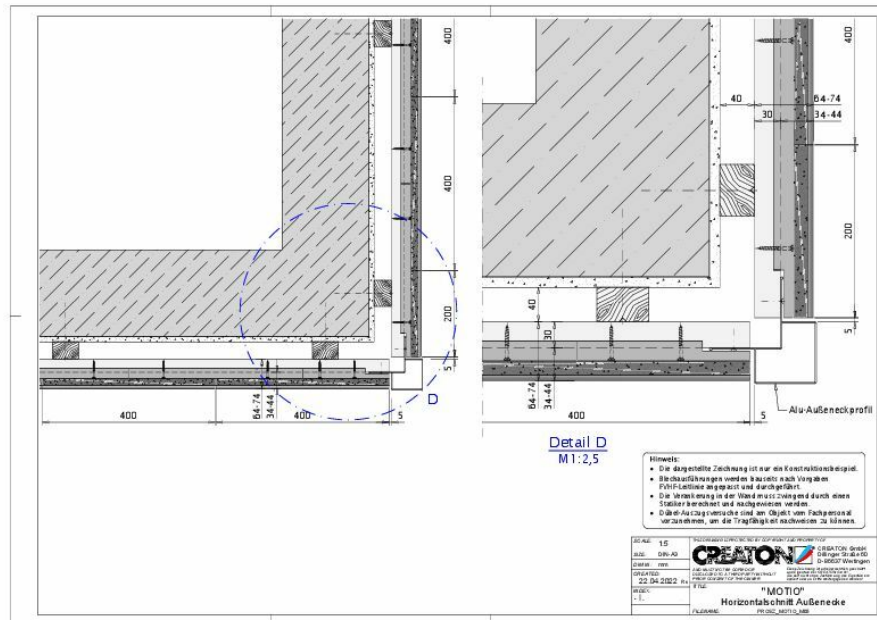


Drawing MOTIO Eckausbildungen

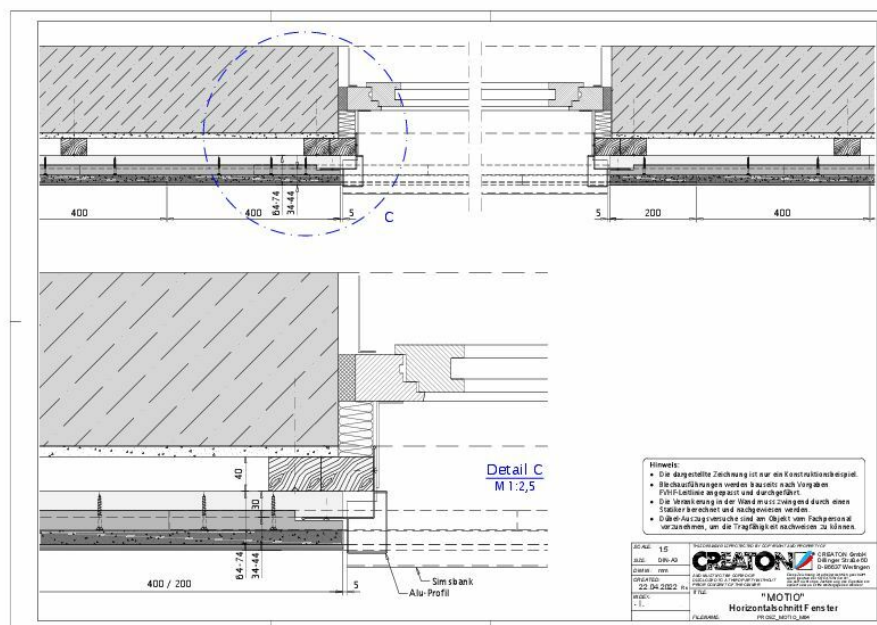


Drawing MOTIO Höhentheilung



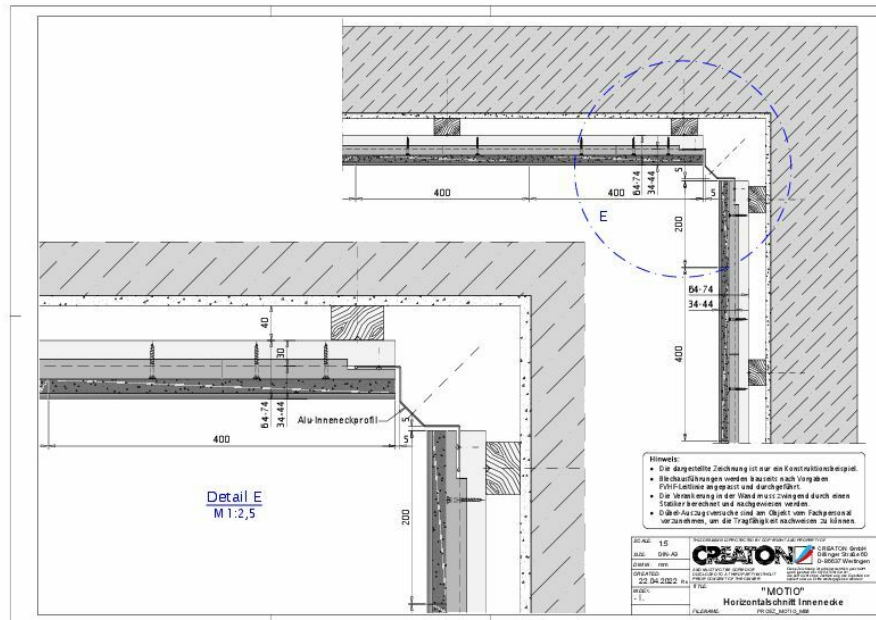


Drawing MOTIO Horizontalschnitt-Aussenecke

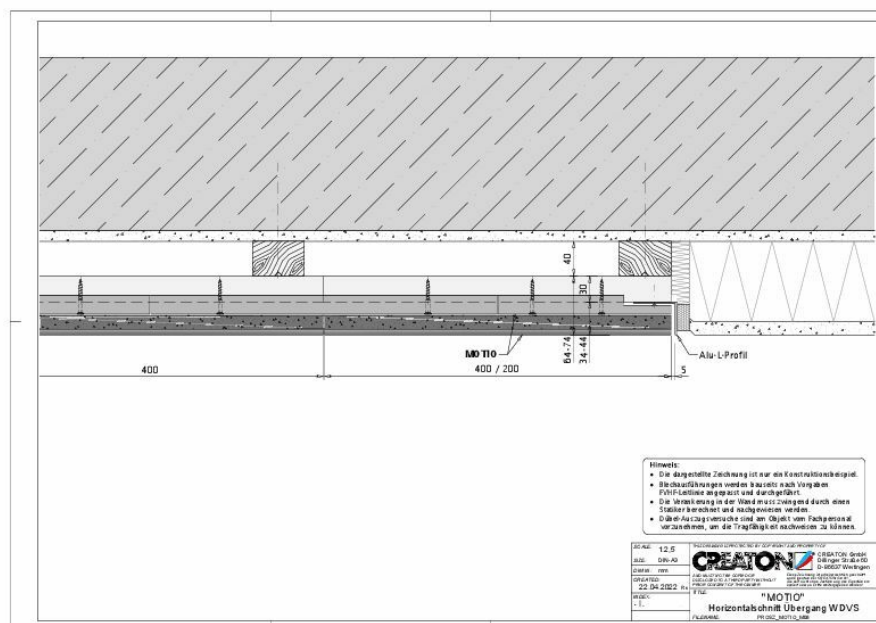


Drawing MOTIO Horizontalschnitt-Fenster



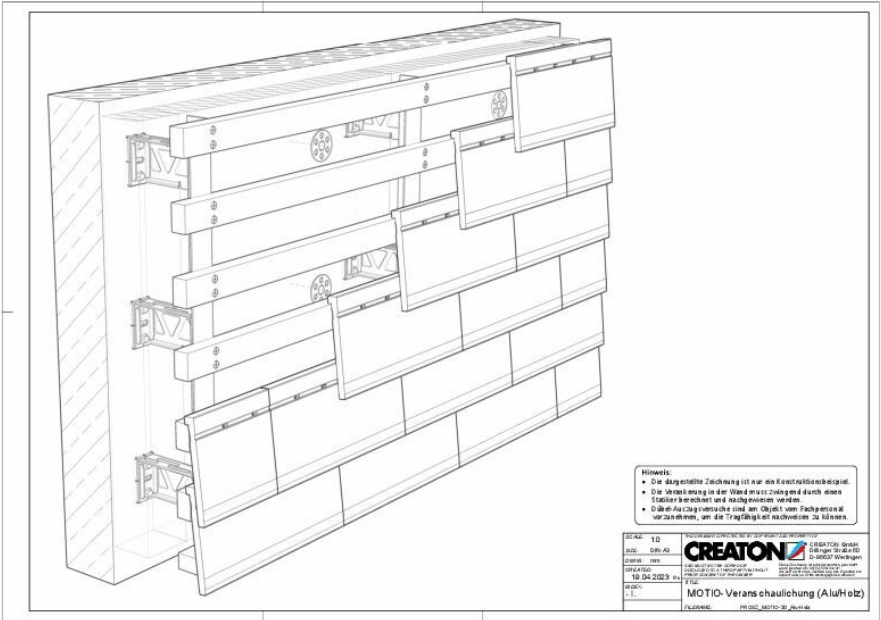


Drawing MOTIO Horizontalschnitt-Innenecke

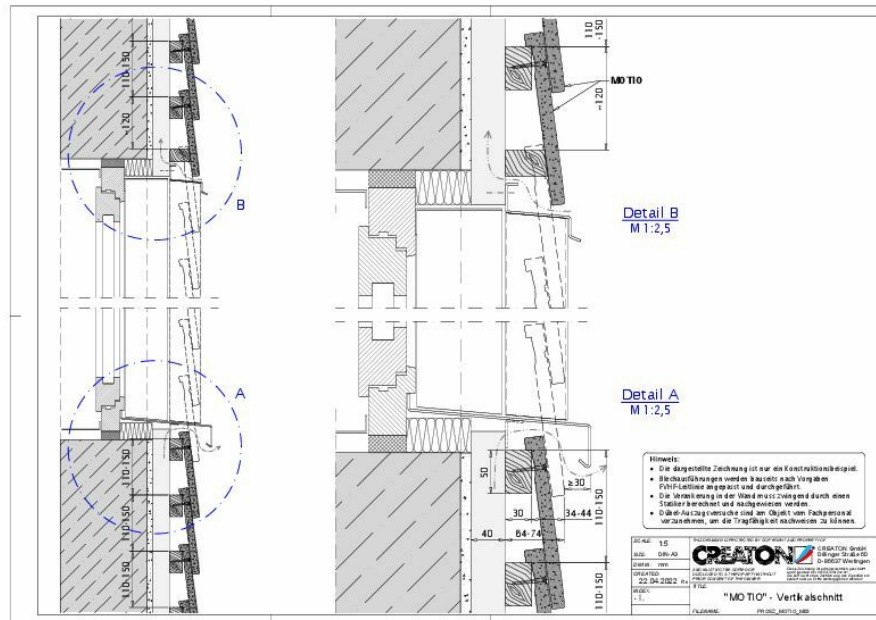


Drawing MOTIO Horizontalschnitt-Uebergang-WDVS

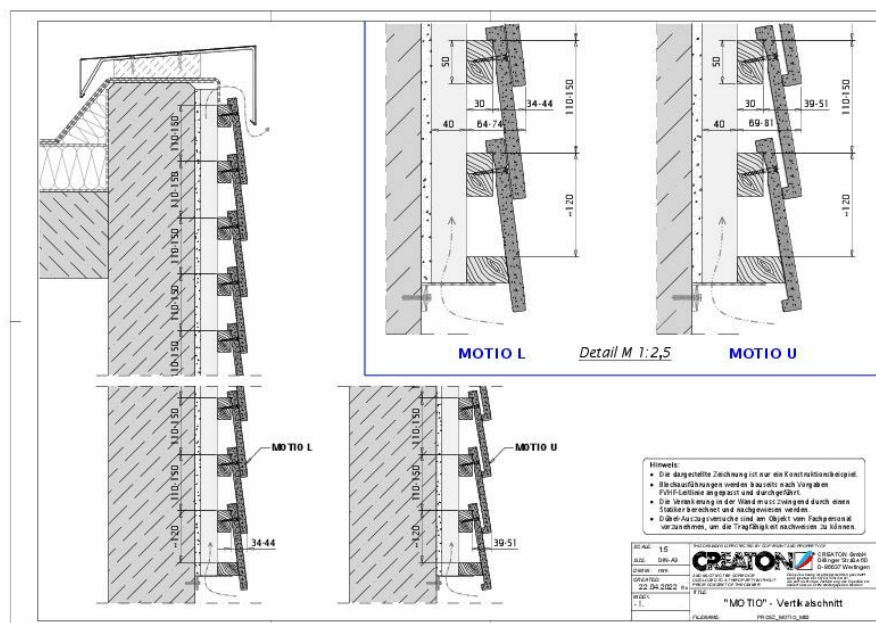








Drawing MOTIO Vertikalschnitt-1



Drawing MOTIO Vertikalschnitt-2